



## Wallaroo PT17 Series




**ENGINEERED FOR  
ADVENTURE**

A lot of van  
in a little package  
- ideal for smaller tow  
vehicles.




15ft Pop Top



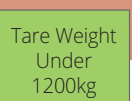
Sleeps 2



Single Beds



Double



Tare Weight  
Under  
1200kg



Small Car



Air Conditioning



**DIRT ROAD  
CAPABLE**





## THE JURGENS STORY

Our goal is to create the best caravans possible through intelligent design, genuine build quality and comprehensive testing.

We place emphasis on safe and efficient towing through engineering strength in where it is needed and taking weight out where it is not. Our products are light but not the lightest. We take into account building in all the features Australians expect and making a product tough enough for Australian conditions.

We appreciate style and understand how to optimise space for practical and comfortable living.

We have locally designed and built thousands of caravans in Australia developed specifically for our market since 2008.

Plus every Australian built Jurgens Caravan carries the DNA of 60 years international manufacturing experience. We are part of one of the largest caravan manufacturers in the southern hemisphere. Jurgens has been manufacturing in South Africa since 1952 and have built over 100,000 caravans.

We back our product with an industry leading factory warranty. We encourage you to compare us against our competitors. We are confident we have a lot to offer.

**Built in Australia**

**60+ YEARS  
HERITAGE**

**3 Year  
FACTORY  
WARRANTY**





# HOP INTO A POP TOP

## Incredible Value and Style

The Wallaroo finds an ideal balance between quality features, comfort and simplicity in a great value van. The incredible interior space revolves around the brilliant Euro style convertible lounge / twin single / double bed that does it all. This gives plenty of room for all the important features for a great trip away. 3 way fridge, 3 burner hob, range hood and microwave enable food preparation in a snap.

And it's all done with the style you would expect from Jurgens. The Wallaroo even has air conditioning for those hot summer nights. If you are looking for the best in value pop tops – the Wallaroo is for you.



## FEATURES

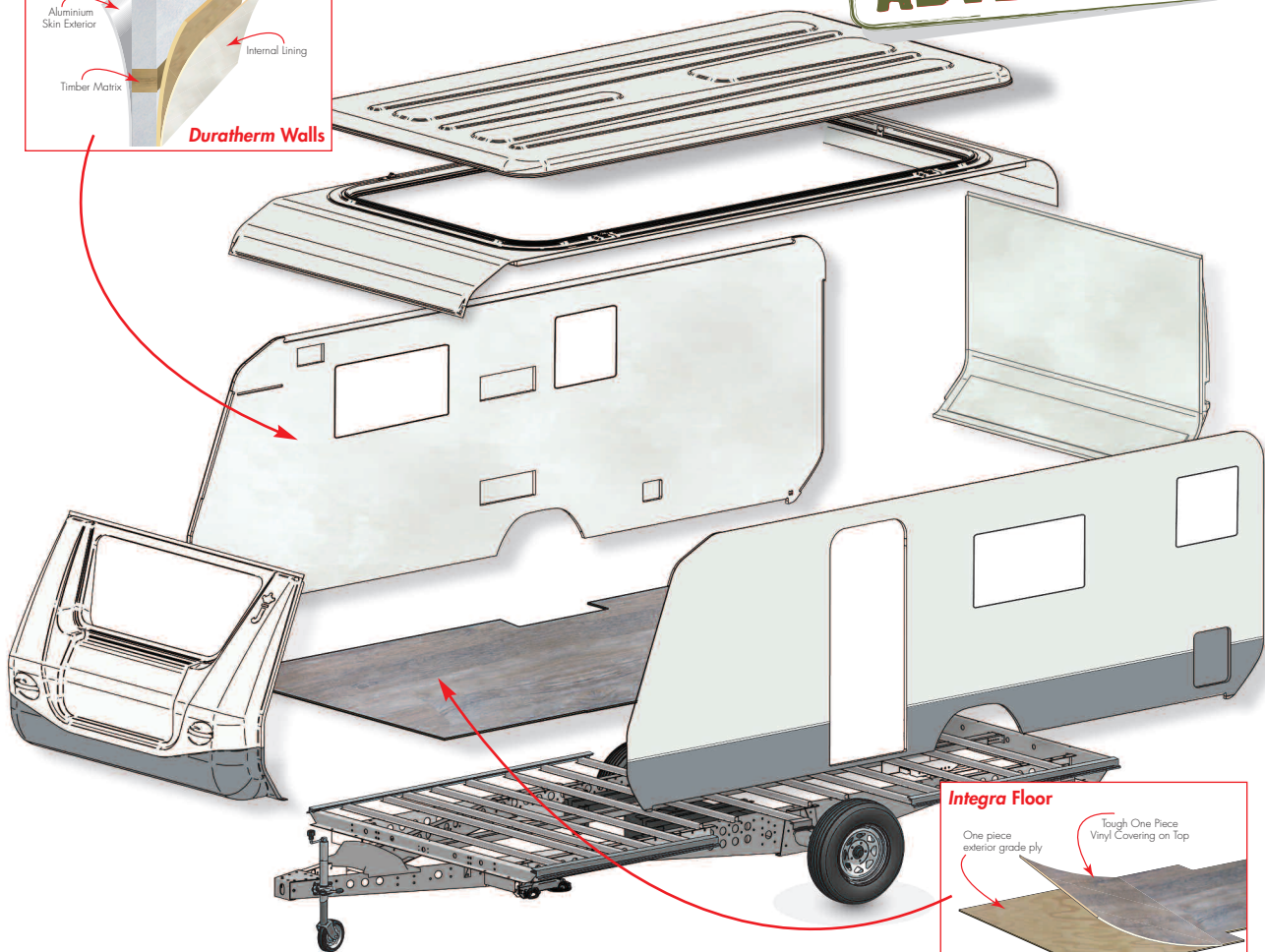
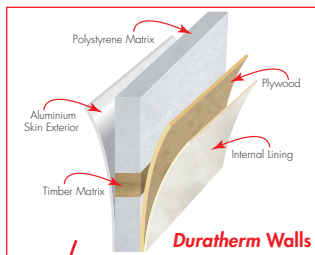
- A. Microwave
- B. 3 way fridge / freezer
- C. Rangehood 12 volt
- D. Air conditioner - reverse cycle

*\* See layouts page for bed size by model*



# JURGENS

**ENGINEERED FOR  
ADVENTURE**



**TOP TO BOTTOM**

## UniskinROOF

- One piece fibreglass roof
- No joints to leak
- Great thermal & acoustic insulation
- High impact / hail resistance

## DurathermWALLS


- Great thermal & acoustic insulation
- High impact / hail resistance
- Aluminium outer walls – low maintenance
- Fibreglass ends – tough & insulated
- No wiring / plumbing inside walls

## IntegraFLOOR

- One piece floor
- Exterior grade ply
- Bolted and bonded to chassis
- Adds structural integrity

## OptimaCHASSIS

- Engineered strength in & weight out
- Optimise durability & towing safety
- Bolted construction - high tensile, nyloc nuts
- Hot dip galvanised
- Fully independent suspension



**Independent Suspension**  
AL-KO IRS - proven dirt road capable



**AL-KO Electronic Stability Control**  
Optional



**Alloy rims - proven performers with a touch of class**



**Double glazed windows for thermal & acoustic insulation**



## TECHNICAL DATA

Berths	2	
Body length - external mm / ft	4561	15'
Body length - internal mm / ft	3960	13'
Overall length - external mm / ft	5437	17'10"
Overall width mm / ft	2350	7'9"
Internal width mm / ft	2200	7'3"
Overall external height - roof up mm / ft	2660	8'7"
Overall external height - roof down mm / ft	2330	7'7"
Internal height - roof up mm / ft	2030	6'8"
Internal height - roof down mm / ft	1680	5'6"
<b>WEIGHTS BY MODEL</b>	<b>PT1702</b>	
ATM - kg	1500	
Tare weight - kg	1185	
Max. carrying load - kg (will reduce with the inclusion of options)	315	
Towball tare weight - kg	105	

## EXTERIOR FEATURES

### Performance

<i>Optima</i> chassis - galvanised. Engineered for maximum strength and minimum weight	AL-KO Independent Rubber Suspension - proven dirt road capable
<i>Duratherm</i> walls - composite construction for impact resistance, insulation and weight saving - 23mm thick aluminium outer skin for protection internal 20 mm high density foam for insulation with structural matrix for strength durable ply on inside of foam core for strength interior lining - wash & wear	Shock absorbers
	Single axle
	10" off road electric brakes
	Stud pattern - Land Cruiser 6 Stud
Front and rear panels - tough fibreglass construction	Alloy rims 14"
<i>Uniskin</i> Roof - one piece fibreglass. Profile design for strength and water drainage	Tyres - 195-R14C
<i>Integra</i> Floor - waterproof coating on underside one piece exterior grade ply tough one piece vinyl covering on top	Spare wheel - front boot
	AL-KO coupler
	Jockey wheel
	Corner steadies

### Function

Awning - roll out	Gas bottles 4.5kg x 2
Water tanks - 60 litre - durable polyethylene construction	External access to internal storage
Water tank filler / mains pressure inlet	240 volt inlet - external
Water tap external (works off mains pressure and water tank)	Annexe light LED 12 volt
Double glazed windows for thermal and acoustic insulation	Marker lights LED external
Stone protection blanket	Grab handles
Large lockable easy access boot	Jack - scissor type

## INTERIOR FEATURES

### Comfort & liveability

Comfort & liveability	Tap to sink - mains pressure & hand pump cold
Single beds x 2 convert to double bed - refer layouts for dimensions	Sink with glass top
Furniture - poplar ply, precision CNC router construction	Blinds / flyscreens on all windows and doors
Wall and furniture surfaces - wash & wear	Curtains
Vinyl floor - hard wearing	Crockery set - plastic (6 person)
Fridge / freezer - 3 way AES 93 litre	<b>Technical</b>
Cooker - 3 gas burner hob	Lighting system 12 volt LED
Rangehood 12 volt	12v socket for TV connection
Microwave	Battery - On board
Airconditioner - reverse cycle	Water tank level & battery indicator
Radio / CD player	Fire extinguisher & smoke alarm

# LAYOUTS

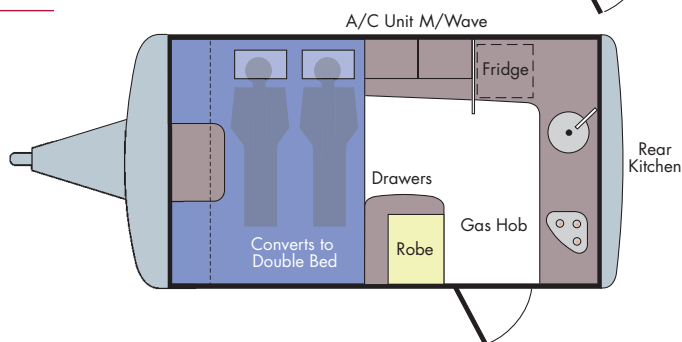
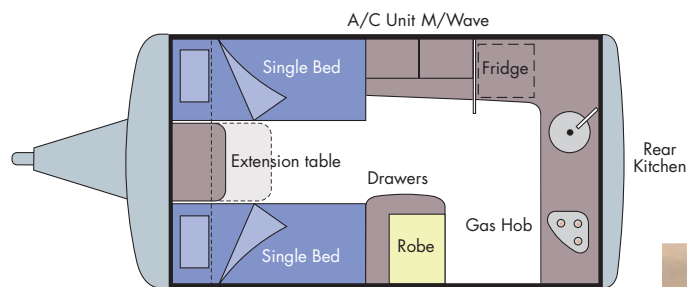
Converts to Lounge / Twin Single Beds / Double Bed

## PT1702 - Lounge / Twin Single Beds

Sleeps 2

Single Bed Dimensions - 1900mm L x 800mm W

Double Bed Conversion Dimensions - 2200mm L x 1300mm W



*Special Feature*

2 x Single Beds Convert to a Double



All dimensions are approximate. All weights have a +/- tolerance and vary depending on components added to or removed from van. Specifications and aesthetics subject to change without notice.



**JURGENS CARAVANS**

Proudly built in Pakenham, Victoria, Australia

Your Authorised Jurgens Dealer:

MARKBRO6/0816/5k

[www.jurgens.com.au](http://www.jurgens.com.au)